

CY SERIES

SCREW TERMINAL BLOCKS

Multi-Level Fuse Blocks, 5 x 20mm + Feed Through

HIGHLIGHTS


FEATURES

- Top Level fuse link for 5x20mm fuse types
- Bottom Level Feed-Through Terminal 30A
- 6mm wide compact design
- 2 internal jumper channels on each level
- CYDLF4L version with LED for blown fuse indication
- Blocks can be used in AC & DC applications

APPLICATIONS

- Tight Space Fuse applications
- No need for additional Feed-Through Terminal
- Control Systems with fuse applications

CYDLF4




Top: Fuse Block, 5x20mm
Bottom: Feed Through Terminal
2x2 Jumper Channels

CYDLF4L6-60V



Top: Fuse Block, 5x20mm, LED
Bottom: Feed Through Terminal
2x2 Jumper Channels

CYDLF4L110-240V



Top: Fuse Block, 5x20mm, LED
Bottom: Feed Through Terminal
2x2 Jumper Channels

Dimensions & Weight

	CYDLF4	CYDLF4L6-60V	CYDLF4L110-240V
Width	6 mm	6 mm	6 mm
Length	94.5 mm	94.5 mm	94.5 mm
Height w DIN Rail	35 x 7.5 mm 35 x 15 mm	90.9 mm 98.4 mm	90.9 mm 98.4 mm
Weight per piece	30.0 g	31.0 g	31.0 g

Technical Data/Ratings

Approvals	CYDLF4		CYDLF4L6-60V		CYDLF4L110-240V	
	CE	UL	UL	UL	UL	UL
Wire Size (solid / stranded)	24-10 AWG	0.2-4 mm ²	24-10 AWG	0.2-4 mm ²	24-10 AWG	0.2-4 mm ²
Voltage Rating	300 V	1000V AC/DC	300 V	1000V AC/DC	300 V	500V AC/DC
Current Rating Fuse (Top)	10 A	10 A	10 A	10 A	10 A	10 A
Current Rating Feed Thru (Bottom)	30 A	30 A	30 A	30 A	30 A	30 A
Torque	4.5 lb-in	0.5 Nm	4.5 lb-in	0.5 Nm	4.5 lb-in	0.5 Nm
Insulation Material	Polyamide 66		Polyamide 66		Polyamide 66	

Fuse Specifications

	CYDLF4	CYDLF4L6-60V	CYDLF4L110-240V
Fuse Type	5x20 / 5x25 mm	5x20 / 5x25 mm	5x20 / 5x25 mm
LED Indicator Voltage	-	6-60V AC/DC	110-240V AC/DC

Installation Instructions

	CYDLF4	CYDLF4L6-60V	CYDLF4L110-240V
Wire Stripping Length	9 mm	9 mm	9 mm
Screwdriver	Flat Head 0.6 x 3.5 mm	Flat Head 0.6 x 3.5 mm	Flat Head 0.6 x 3.5 mm


Terminal Blocks

	Cat. No.	Std. Pk.	Cat. No.	Std. Pk.	Cat. No.	Std. Pk.
Grey (standard)	CYDLF4	50	CYDLF4L6-60L	50	CYDLF4L110-240V	50
Blue BU	CYDLF4/BU	50	CYDLF4L6-60L/BU	50	CYDLF4L110-240V/BU	50
Black BL	CYDLF4/BL	50	CYDLF4L6-60L/BL	50	CYDLF4L110-240V/BL	50

Accessories

	Cat. No.	Std. Pk.	Cat. No.	Std. Pk.	Cat. No.	Std. Pk.
DIN Rail	2511120	20	2511120	20	2511120	20
	CA701-15/S	20	CA701-15/S	20	CA701-15/S	20
End Stop	CA702	50	CA702	50	CA702	50
	CA802	50	CA802	50	CA802	50
	CA202	50	CA202	50	CA202	50
Shorting Link/ Jumpers	2 pole	JX4/2	100	JX4/2	100	JX4/2
	3 pole	JX4/3	50	JX4/3	50	JX4/3
	4 pole	JX4/4	50	JX4/4	50	JX4/4
	5 pole	-	-	-	-	-
	6 pole	-	-	-	-	-
	7 pole	-	-	-	-	-
	8 pole	JX4/8	10	JX4/8	10	JX4/8
	10 pole	JX4/10	10	JX4/10	10	JX4/10
	16 pole	JX4/16	10	JX4/16	10	JX4/16
Marking Tag	MT6	1 Pk. (100 tags)	MT6	1 Pk. (100 tags)	MT6	1 Pk. (100 tags)
Warning Label	WLX4	1 Pk. (100 tags)	WLX4	1 Pk. (100 tags)	WLX4	1 Pk. (100 tags)

Additional colors available.



CYDLGF4 assembly with ground